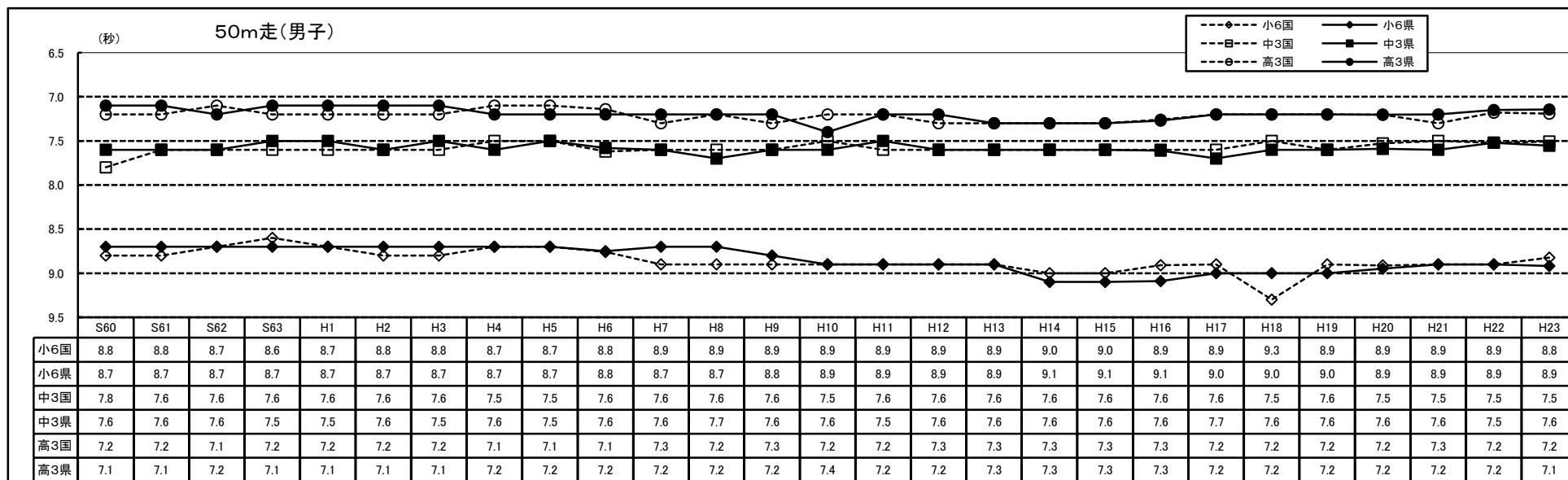

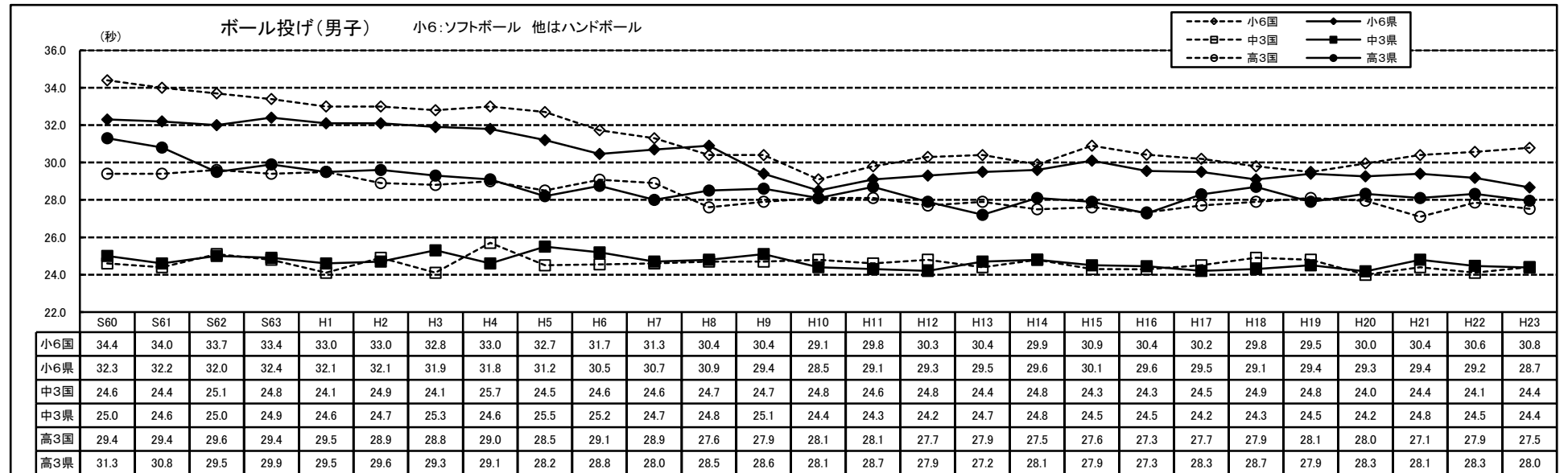
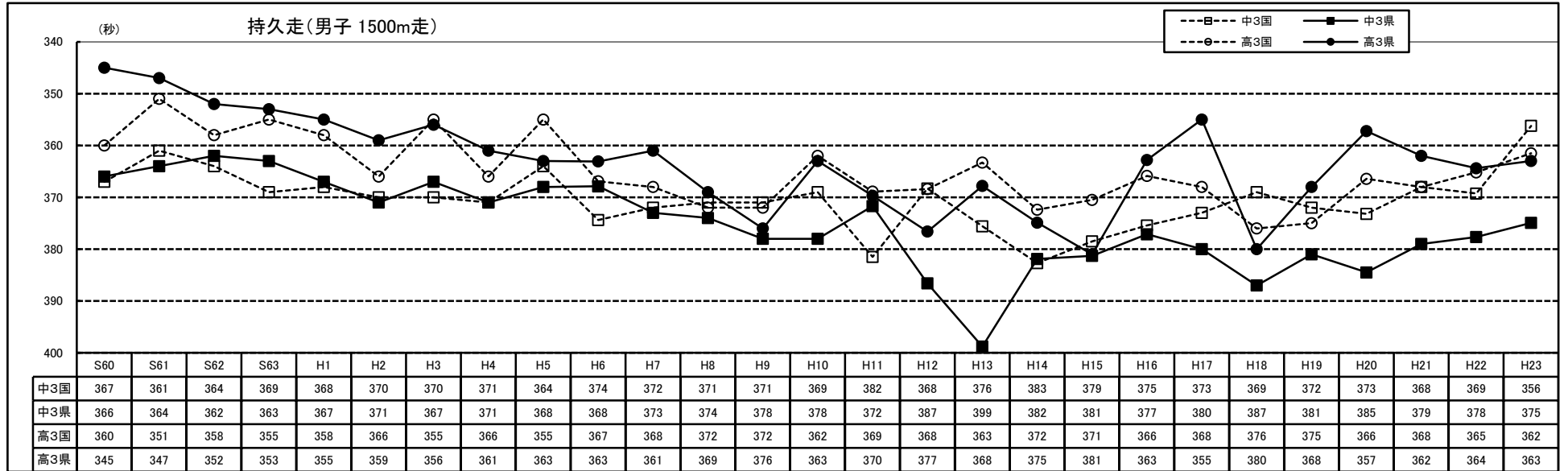


(2) 昭和60年からの種目別平均値の年次推移

男子

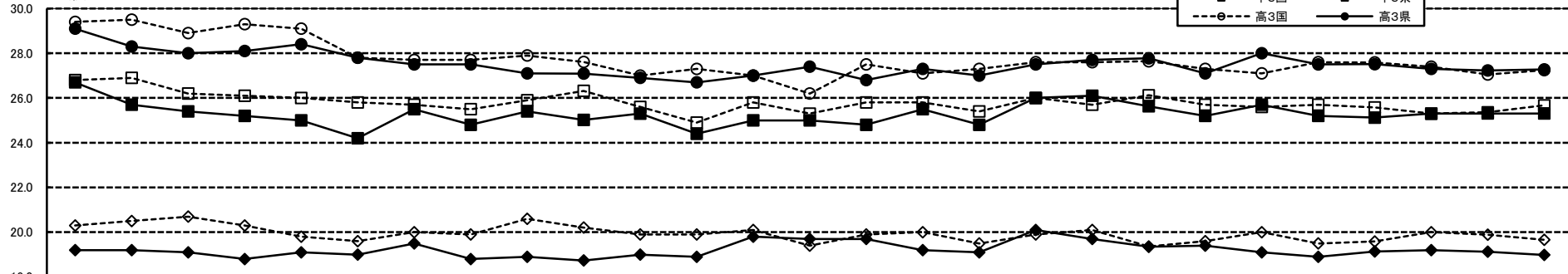


男子



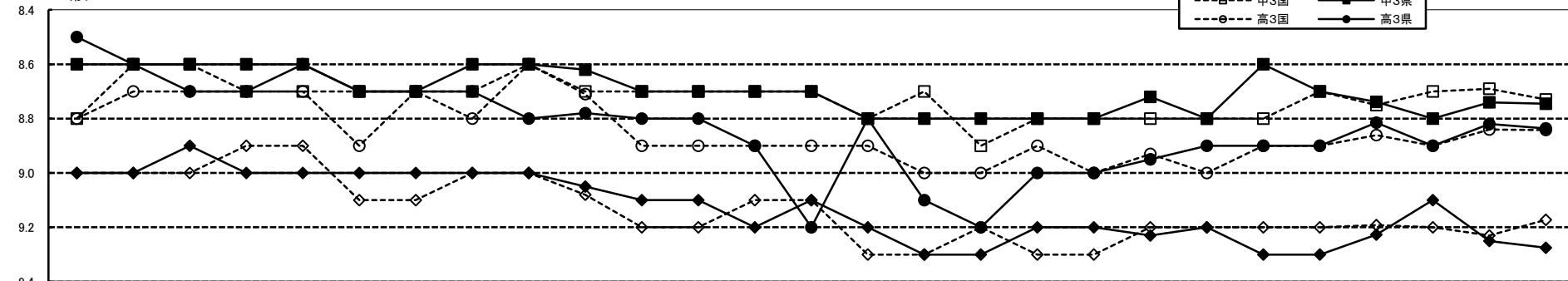
女子

握力(女子)



	S60	S61	S62	S63	H1	H2	H3	H4	H5	H6	H7	H8	H9	H10	H11	H12	H13	H14	H15	H16	H17	H18	H19	H20	H21	H22	H23
小6国	20.3	20.5	20.7	20.3	19.8	19.6	20.0	19.9	20.6	20.2	19.9	19.9	20.1	19.4	19.9	20.0	19.5	19.9	20.1	19.4	19.6	20.0	19.5	19.6	20.0	19.9	19.7
小6県	19.2	19.2	19.1	18.8	19.1	19.0	19.5	18.8	18.9	18.7	19.0	18.9	19.8	19.7	19.7	19.2	19.1	20.1	19.7	19.4	19.4	19.1	18.9	19.1	19.2	19.1	19.0
中3国	26.8	26.9	26.2	26.1	26.0	25.8	25.7	25.5	25.9	26.3	25.6	24.9	25.8	25.3	25.8	25.8	25.4	26.0	25.7	26.1	25.7	25.6	25.7	25.6	25.3	25.4	25.7
中3県	26.7	25.7	25.4	25.2	25.0	24.2	25.5	24.8	25.4	25.0	25.3	24.4	25.0	25.0	24.8	25.5	24.8	26.0	26.1	25.6	25.2	25.7	25.2	25.1	25.3	25.3	25.3
高3国	29.4	29.5	28.9	29.3	29.1	27.8	27.7	27.7	27.9	27.6	27.0	27.3	27.0	26.2	27.5	27.1	27.3	27.6	27.6	27.6	27.3	27.1	27.6	27.6	27.4	27.1	27.2
高3県	29.1	28.3	28.0	28.1	28.4	27.8	27.5	27.5	27.1	27.1	26.9	26.7	27.0	27.4	26.8	27.3	27.0	27.5	27.7	27.8	27.1	28.0	27.5	27.5	27.3	27.2	27.3

50m走(女子)



	S60	S61	S62	S63	H1	H2	H3	H4	H5	H6	H7	H8	H9	H10	H11	H12	H13	H14	H15	H16	H17	H18	H19	H20	H21	H22	H23
小6国	9.0	9.0	9.0	8.9	8.9	9.1	9.1	9.0	9.0	9.1	9.2	9.2	9.1	9.1	9.3	9.3	9.2	9.3	9.3	9.2	9.2	9.2	9.2	9.2	9.2	9.2	9.2
小6県	9.0	9.0	8.9	9.0	9.0	9.0	9.0	9.0	9.0	9.1	9.1	9.1	9.2	9.1	9.2	9.3	9.3	9.2	9.2	9.2	9.2	9.3	9.3	9.2	9.1	9.3	9.3
中3国	8.8	8.6	8.6	8.7	8.7	8.7	8.7	8.7	8.6	8.7	8.7	8.7	8.7	8.7	8.8	8.7	8.9	8.8	8.8	8.8	8.8	8.8	8.7	8.8	8.7	8.7	8.7
中3県	8.6	8.6	8.6	8.6	8.6	8.7	8.7	8.6	8.6	8.6	8.7	8.7	8.7	8.7	8.8	8.8	8.8	8.8	8.8	8.7	8.8	8.6	8.7	8.7	8.8	8.7	8.7
高3国	8.8	8.7	8.7	8.7	8.7	8.9	8.7	8.8	8.6	8.7	8.9	8.9	8.9	8.9	8.9	9.0	9.0	8.9	9.0	8.9	9.0	8.9	8.9	8.9	8.9	8.8	8.8
高3県	8.5	8.6	8.7	8.7	8.6	8.7	8.7	8.7	8.8	8.8	8.8	8.8	8.9	9.2	8.8	9.1	9.2	9.0	9.0	9.0	8.9	8.9	8.9	8.8	8.9	8.8	8.8

女子

